

Technology description

Mineral concentrates come from the processing of manure or digestate (Figure 1). The first step of the process is a solid-liquid separation by means of a decanter centrifuge, auger press or belt press. This leads to a solid fraction and a liquid fraction. The liquid fraction is processed further to remove particles. DAF (dissolved air flotation units), ultrafiltration, nano-filtrations and paper filters are technologies used to remove particles. Coagulation and flocculation processes can be stimulated by use of flocculants. The cleaned effluent enters a reverse osmosis (RO) unit (Photo 1). Water is pushed under pressure through semipermeable membranes leading to a concentrate of minerals and a permeate (cleaned water). Fouling of the membranes by salts and microorganisms requires regular cleaning and maintenance. The permeate can require an additional treatment by means of an ion exchange resin before discharging to surface water or the soil becomes possible. Initially mineral concentrates were obtained by a single reversed osmosis treatment step. In recent years, multiple (repeated) concentration steps are more often used.

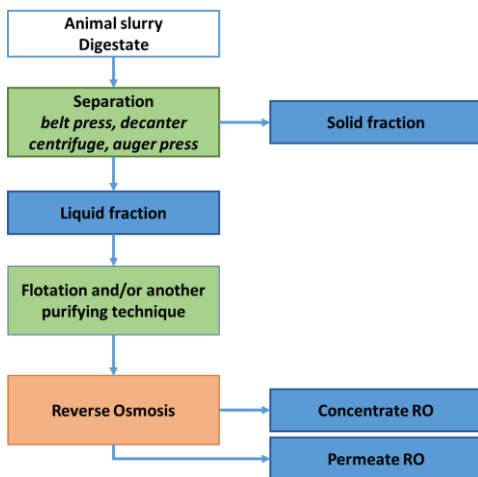


Figure 1. Example of a scheme for treatment of animal slurry or digestate using reverse osmosis.

Photo 1. A reverse osmosis (RO) installation.

Product characteristics

Mineral concentrates (Photo 2) predominantly consist of ammonium-nitrogen and potassium. Surveillance across ten pilot plants in the Netherlands showed that on average 90% of the Total Nitrogen of the mineral concentrates is $\text{NH}_4\text{-N}$. These values corresponded with a single RO concentration step (Table 1). The ingoing liquid fraction contains some organic matter which is present in mineral concentrates (1.3% organic matter or 0.6% C_{org}). Compared to pig slurry the ratio between $\text{NH}_4\text{-N}$ to Total N increased from 66% to 90%. The increase in concentration due to repeated cycles of RO, is currently being studied.



Photo 2. Mineral concentrates from different reverse osmosis installations.

Table 1. Average chemical composition of mineral concentrates, fattening pig slurry, liquid and solid fraction of fattening pig slurry (Velthof, 2015, Ehlert & Hoeksma, 2011)

| Parameter | Mineral concentrate | Pig slurry | Liquid fraction pig slurry | Solid fraction pig slurry |
|----------------------------|---------------------|------------|----------------------------|---------------------------|
| Dry matter, g/kg | 33.4 | 72.1 | 17.1 | 269.3 |
| Organic matter, g/kg | 13.3 | 51.1 | 7.8 | 203.5 |
| Total N, g/kg | 7.1 | 6.3 | 3.6 | 11.8 |
| NH ₄ -N, g/kg | 6.4 | 4.1 | 3.0 | 5.2 |
| NH ₄ -N/Total N | 0.9 | 0.7 | 0.8 | 0.4 |
| P, g/kg | 0.2 | 1.6 | 0.1 | 6.8 |
| K, g/kg | 7.2 | 4.1 | 3.4 | 3.6 |
| Ca | 0.2 | 1.9 | 0.2 | 8.7 |
| Mg | 0.1 | 1.0 | 0.1 | 5.0 |
| S | 1.1 | 0.7 | 0.6 | 2.9 |
| Na | 0.2 | 0.9 | 0.8 | 0.7 |
| pH | 7.9 | 7.7 | 8.0 | 8.2 |

Agronomic aspects

Agronomic effectivity of mineral concentrates has been tested under controlled conditions in pot experiments and in field experiments on arable land and grassland. Potassium is equally effective as mineral potassium fertilisers. The nitrogen fertiliser replacement values (NFRV) are given in Table 2.

Table 2. Nitrogen fertiliser replacement values¹ of placed or injected mineral concentrates (MC) compared with chemical reference fertilisers calcium ammonium nitrate (a) or liquid ammonium nitrate (b) in percent (%) compiled from several publications.

| Experiment | Range |
|--|---|
| Pot experiment grass | 86 - 96 ^a |
| Pot experiment Swiss chard | 87 ^a |
| Field experiment arable land, potato | 75 - 84 ^a |
| Field experiment arable land, silage maize | 72 - 84 ^a |
| Field experiment grassland | 54 - 81 ^a 79 - 102 ^b |

¹ Nitrogen Fertiliser Replacement Value (NFRV, %):

$$\text{NFRV} = \frac{((\text{N uptake}_{\text{MC}} - \text{N uptake}_{\text{control}}) / \text{total N applied}_{\text{MC}}) * 100}{((\text{N uptake}_{\text{reference}} - \text{N uptake}_{\text{control}}) / \text{total N applied}_{\text{reference}})}$$

The fertiliser value of the reference chemical fertiliser is set at 100% although this does not mean that chemical fertilisers are for 100% effective. To prevent ammonia volatilisation, mineral concentrates require shallow placement or need to be injected into the soil.

The lower values of NFRV, shown in Table 2, coincide with the earliest experiences with mineral concentrates. The higher values are based on more recent data. This points on a learning process of the production method and successful efforts to increase mineral nitrogen contents. NRFV depends on the used chemical fertiliser as reference. Under controlled conditions (pot experiments) mineral concentrates are almost comparable with calcium ammonium nitrate (NFRV is approaching a full replacement value of 100%). In the field situation attention still has to be given to the application technique.

Environmental aspects

The environmental performance of mineral concentrates was tested by looking at their effect on nitrate accumulation in soil, nitrate accumulation in groundwater, ammonia volatilisation and emission of greenhouse gasses.

There is no evidence that mineral concentrates increase nitrate concentration in groundwater. In fact relatively low values are measured compared to the application of calcium ammonium nitrate (CAN) and pig and cattle slurry (Figure 2). This is also the case for nitrate accumulation in the soil where mineral concentrates show the lowest levels of concentration (Figure 3).

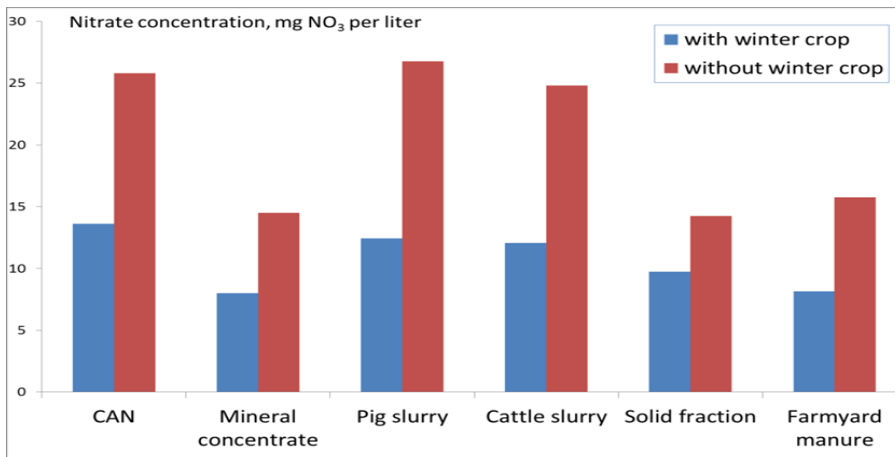


Figure 2. Average nitrate concentration (mg NO₃-N/L) in upper groundwater in a field experiment with silage maize for different fertilising products with and without a winter crop (Schröder et al, 2012)

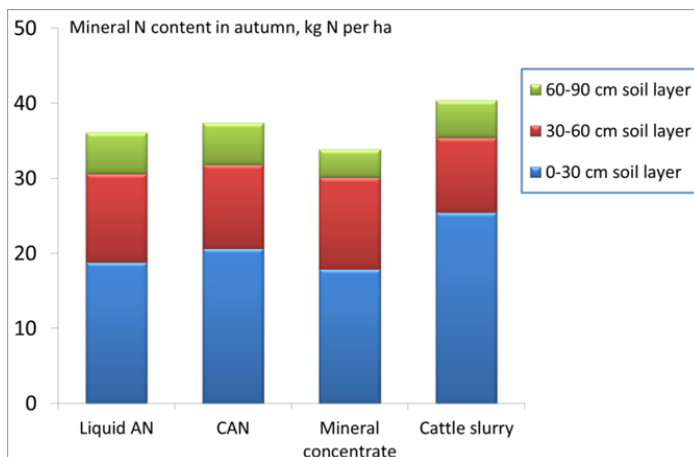


Figure 3. Average mineral N contents (0-90 cm soil layer) at the end of the season, grassland field experiments in the period 2009 (Holshof and Middelkoop, 2014).

Incorporation into the soil prevents ammonia volatilisation but enhances emission of the greenhouse gas N₂O due to denitrification (Figure 4). The level of N₂O emissions are between the levels of CAN (low) and urea (high).

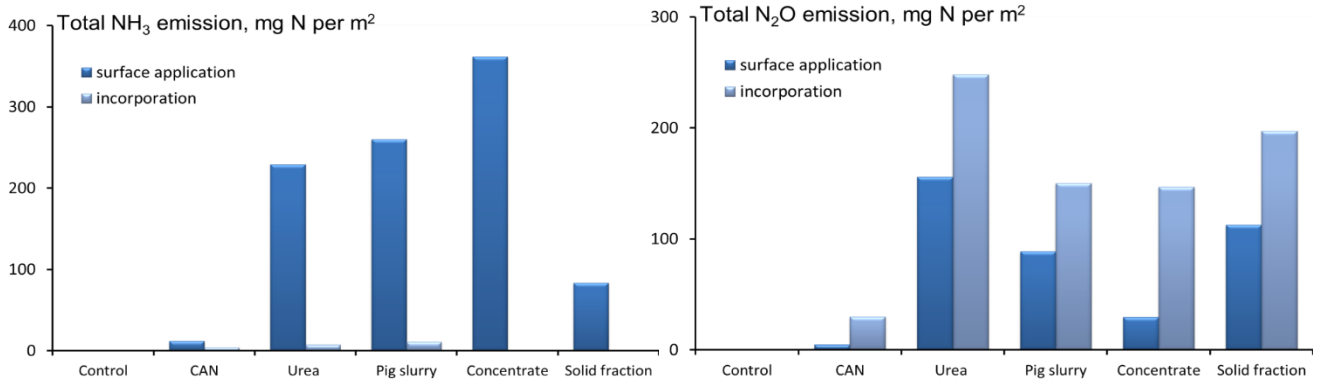


Figure 4. Average NH₃ (left) and N₂O (right) emission in a laboratory study with arable soil from calcium ammonium nitrate (CAN), urea, pig slurry, mineral concentrate (concentrate) and solid fraction. Fertilising products were surface applied or incorporated into the soil. Fluxes of NH₃ and N₂O were determined during incubation of one month, using a photo-acoustic gas monitor (Velthof and Hummelink, 2011).

Current legal view on mineral concentrate

Relative to chemical fertilisers, mineral concentrates approached under controlled conditions, show a similar agronomic effectivity as chemical fertilisers. There is no evidence that mineral concentrates lead to a higher risk of accumulation of nitrate in soil or groundwater. Nonetheless, under field conditions attention has to be paid to the method of application. To prevent ammonia volatilisation, mineral concentrates need to be incorporated into the soil. N₂O emission caused by mineral concentrates is higher compared to CAN but lower when compared with the chemical fertiliser urea.

Overall agronomic and environmental performances of mineral concentrates is in line with chemical nitrogen fertilisers. However, their legal status is different. As a product recovered from manure, the legal status is manure and therefore they cannot be used as chemical fertilisers in terms of the Nitrates Directive. Therefore this product has to compete with animal manure and has therefore has no financial value. An effort is needed in a further concentration step to meet proposed criterions of liquid fertilising products of the new facultative European regulation of fertilising products if free trade within the EU is an objective. Finally, mineral concentrates are products of manure and thus have to meet requirements of the regulations on animal by-products.

Main references

- Klop, G, G. L. Velthof & J.W. van Groenigen (2012). Application technique affects the potential of mineral concentrates from livestock manure to replace inorganic nitrogen fertilizer. *Soil Use and Management*, Volume 28, Issue 4, pages 468–477.
- Middelkoop, van J.C. & G. Holshof (2017) Nitrogen Fertilizer Replacement Value of Concentrated Liquid Fraction of Separated Pig Slurry Applied to Grassland. *Communications in Soil Science and Plant Analysis* 48, 1132-1144.
- Schils, R.L.M., R. Postma, D. van Rotterdam, K.B. Zwart (2015) Agronomic and environmental consequences of using liquid mineral concentrates on arable farms. *Journal of the Science of Food and Agriculture* 95, 3015–3024,
- Schröder, J.J., W. De Visser, F.B.T. Assinck, G.L. Velthof, W. Van Geel, & W. Van Dijk (2012). Nitrogen fertilizer replacement value of the liquid fraction of separated livestock slurries applied to potatoes and silage maize. *Communications in Soil Science and Plant Analysis*, Accepted.
- Schröder, J.J., W. de Visser, F. B. T. Assinck & G. L. Velthof (2013). Effects of short-term nitrogen supply from livestock manures and cover crops on silage maize production and nitrate leaching. *Soil Use and Management*. Volume 29, Issue 2, pages 151–160.
- Velthof, G.L., P. Hoeksma, J.J. Schröder, J.C. van Middelkoop, W. van Geel, P.A.I. Ehlert, G. Holshof, G. Klop and J.P. Lesschen (2013). Agronomic potential of mineral concentrate from processed manure as fertiliser. *Proceedings of the International Fertilizer Society 716*. www.fertiliser-society.org
- Velthof, G.L., 2015. Mineral concentrate from processed manure as fertiliser. Wageningen, Alterra Wageningen UR (University & Research centre), Alterra report 2650.
- Vries, de J.W., C.M. Groenestein and I.J.M. De Boer (2012) Environmental consequences of processing manure to produce mineral fertilizer and bio-energy. *Journal of Environmental Management* 102, 173-183.