



Biogas Action Brochure on Best Regional Integrated Biogas Plants

Biogas Action: Promotion of sustainable biogas production in EU

Biogas
ACTION

Biogas Action

Biogas Action aims to promote the production of sustainable biogas throughout the EU, especially by exchanging best practice, creating new business models, and increasing investments in biogas production.

The project's purpose is to serve as a vehicle for a rapid development of the European biogas/biomethane sector. This undertaking will contribute to the EU 2020 targets, by focusing on the removal of non-technical barriers to the widespread production of biogas from manure and other waste. The project is based on a deeper cooperation between the different policy levels (European, national and regional), and on its implementation in various EU regions.

Deliverable:	D.2.1 Compilation of reports and tools for regional biogas deployment.
Author(s):	Jan Štambaský, Arthur Wellinger, Stefanie Scheidl. All data were kindly researched, compiled and provided by members of the Biogas Action project partners.
Layout:	Lea Sorak
Quality review:	Final version
Date:	December 2016
Grant Agreement N°:	691755
Starting Date:	01/01/2016
Duration:	36 months
Co-ordinator:	Nils Daugaard, EC Network
Contact details:	0045 3250 8800 nda@ecnetwork.dk

The sole responsibility for the content of this publication lies with the authors. It does not necessarily reflect the opinion of the European Union. The European Commission is not responsible for any use that may be made of the information contained therein.



Co-funded by the Horizon 2020 programme
of the European Union



The brochure aggregates information on the top ten most interesting biogas plant projects of the Biogas Action project countries and have the potential to be applied in other European regions. It provides:

- Background information on the starting conditions and the technical data of these biogas plants.
- Detailed analysis of the current situation and when the project was planned.
- The major drivers leading to the decision to build the plant.
- Information on the obstacles the operators faced.
- The involvement of the municipality and the residents of the area around the biogas plant.
- Information on the financial background (analysis of local support tools, subsidies, etc.).
- Technical data of the biogas plants, type and amount of feedstocks and the products of the biogas process.
- Information on the utilization of products: biogas, heat and digestate.
- This brochure describes biogas plants that are not only highly outstanding and special but also feasible to apply to other European regions.

Table of contents

Name	Country	Region	Highlights	Page
Bioplinisko Postrojenje Gradec, Agrokor Energija	Croatia	Zagreb County	Waste to Energy Technology and Social Integration	1
Plant Zdar nad Sazavou	Czech Republic	Vysočina	Biowaste to Power Full use of Generated Energy	3
Solrød BiogaS	Denmark	Zealand	Seaweed to Power Carbon-free energy for the municipality	5
Agribiomethane	France	North-West France	Slurry to Biomethane Diversification of profits for farmers	7
TERRAGR'EAU, SAS TERRAGR'EAU	France	Féternes	Slurry to Biomethane Water Shed protection	9
Agrogas & Wärme GmbH & Co KG	Germany	Lower Saxony	Agricultural Waste to Power Remote CHP to provide energy to region	11
Bio Ziedi Ltd.	Latvia	Dobele	Agricultural Waste to Power Heat use for fish and seafood farming	13
Greendal Vergisting	Netherlands	Salland	Chicken Manure to Energy Digestate use to grow algae	15
More Biogas in Småland AB	Sweden	Kalmar	Biowaste to Biomethane Use as a vehicle fuel	17
Lodge Farm, Holt, Wrexham	United Kingdom	North Wales	Food and Agricultural Waste to Energy Organic farming	19



Bioplinsko Postrojenje Gradec

Waste for Energy and
Fertiliser



Municipality of Gradec, Vrbovec

[Contact details](#)

Agrokor-Energija

www.eihp.hr

Technical data

Year of construction	2012
Plant size	2.134 MW _{el}
Digester volume	<ul style="list-style-type: none">• Fermenters – 6,000 m³• Postfermenter – 2,500 m³• Two hydrolysis tanks – 1,256 m³
Gas Storage	2,000 m ³
Hydraulic retention time (HRT)	35 - 40 days
Process temperature	Mesophilic at 42° C
Digestion technology	CSTR, two-stage digestion



Background story

The guideline of this project was the company's Waste to Energy Strategy. As the plant is very close to the Croatian capital Zagreb, many food processing industries offer a large spectrum of wastes which can be treated in a biogas plant. Also, Agrokor group, a vertically integrated agricultural and food processing, retail entity in the Republic of Croatia, has a series of strategically important locations with extremely large amount of different resources that ensured high-quality raw materials, by-products and wastes for the AD production process. It also owns companies which are consumers for part of the output of the production process (heat and organic fertilisers) on mutual benefit.

This plant was the demonstration/learning plant for a string of biogas investments (9.8 MW in 5 plants).



Municipalities/Regions involved

Agrokor Energija had to gain public acceptance by organising numerous discussions with the local community and a study tour for local people to biogas plants with digestate lagoons. The existing pig farm gained the acceptance when the smell nuisance was decreased in vicinity after building a biogas plant.

Main interest in the project

This project is very interesting because many different technologies which are used in the biogas industry are implemented at one place. The hydrolysis-step of the two-phase fermentation makes sure that substrates are digested most efficiently. Additional thermomechanical equipment is installed (heat exchangers, thermal oil and storages) to allow as much heat utilisation as possible. The sterilisation and other specialised equipment makes the use of many different wastes possible. The plant generates income from sold electricity, thermal energy, waste collection and agricultural soil fertiliser which makes this project highly feasible to be applied in many different regions.





Specialties

At first, the Biogas Plant Gradec was built as a 1 MW_{el} plant with a CHP but was advanced with two separate hydrolysis tanks and a 2nd CHP in 2015. Production with 2 MW capacity started in the 4th quarter of 2015.

It is built next to the pig farm and meat processing industry, within Agrokor Group. The maximum efficiency of the CHP engine can be reached by utilising most of the heat: There are two heat storages for heat from biogas CHP: two water tanks (2 x 100 m³) and two thermal oil tanks (2 x 20 m³). Heat from exhaust fumes at the exhaust pipe with use of additional thermo-technical equipment is stored at thermal oil tanks at up to 300 °C. The heat, combined with natural gas (as back up), is used for pressure sterilisation (133 °C at 3 bar at 20 minutes) of slaughterhouse waste. Heat is also used as process heat to support hydrolysis in pre-fermenter and AD in the main fermenter and for the digestate thickener.

Pig slurry is connected to an underground gravity piping system from the farm to the AD to avoid smell nuisance.

Maize silage is only used to balance AD process.

Financial background conditions

Total investment costs: 9.2 Mio EUR

Investors: The investor is a private company Agrokor-Energija Ltd. (est. 2010) member of Agrokor Group which is a vertically and horizontally integrated in the food & beverage company.

Investment support: One part was provided by EBRD loan

Operation support: FiT with a 14-years-guaranteed price of ~0.17 EUR per kWh incl. 'local community' bonus for mandated 50% energy efficiency of the CHP.

Obtained feed-in tariff: Yes, see 'Operation support'

Incentives: -

Tax Exemption: -

Which support was provided: -

Feedstock/Substrates

The plant processes 80,000 tonnes per year mixture of 11-20 different types of substrates. The largest share in volume (55-60%) refers to pig slurry, while the other is related to animal by-products and waste from various stages of food processing industry and food retail within the Agrokor Group and third parties waste (ex-food, slaughterhouse waste, flotation sludge, glycerine, beer yeast, various grains not intended for human consumption...). Maize silage is used for balancing the process with 11-15% volume share.

Feedstock amount ~ 220 tonnes per day



Use of products from biogas process

Use of biogas: Yes, in form of electricity and heat

CHP/electricity: Yes

Amount of generated electricity: 10,177 MWh (data is for 2015 with remark that 2nd CHP started with production in 4th quarter of 2015)

Use of electricity: Electricity sold to grid

Biomethane generation/injection: No

Amount of injected biomethane: Not applicable

Use of biomethane: Not applicable

Heat use: Heat is utilised as process heat for fermenters, post-fermenter, hydrolysis tanks, digestate thickener, management offices and pig stables. Heat from oil tanks is used for sterilisation of slaughterhouse waste.

Amount of heat produced: 6,288 MWh (used heat)

Use of digestate: Digestate is collected at lagoons and used as fertiliser within the own cropping system. One part of digestate is treated in mechanical separators to get solid phase which is also used as a fertiliser.

Way of digestate use: Different kinds of digestate applicators



Plant Zdar nad Sazavou

Remote cogeneration: Biowaste to power industry and heat the local municipality



Vysočina, Czech Republic

Contact

Iva Zeronikova, zeronikova@odas.cz

Technical data

Year of construction	December 2010
Plant size	0.6 MW _{el} 0.608 MW _{th}
Digester volume	7 × 1,050 m ³ (operational volume ca 75%)
Gas Storage	467 m ³ (max pressure of 0,15 kPa)
Hydraulic retention time (HRT)	RT is more than 120* days work cycle of one fermenter is 28 days, ca. 70% of the digestate is used as inoculum and mixed with new substrate
Process temperature	Mesophilic at 38 °C
Digestion technology	One-stage digestion in batch mode, dry fermentation with 7 digesters, batch regime



Background story

The idea was to provide a possibility to the surrounding municipalities to treat biowaste without limitations of the standard composting facilities and with higher added value – energy production. The investor assumed that legal obligation to treat biowaste would come earlier for the municipalities than it actually did in the end. The biowaste has not been separated or treated almost at all in the region until the facility has been built.



Main interest in the project

This project is not economically feasible under current conditions. But that is partially caused by the lack of legislation on biowaste treatment in the Czech Republic at the time of its start up and years after, as well as lower operation support for biogas plants treating waste – compared to energy crops.



Batch dry fermentation is a suitable technology for biowaste treatment. The project also has a very high efficiency of energy use (both heat and electricity).

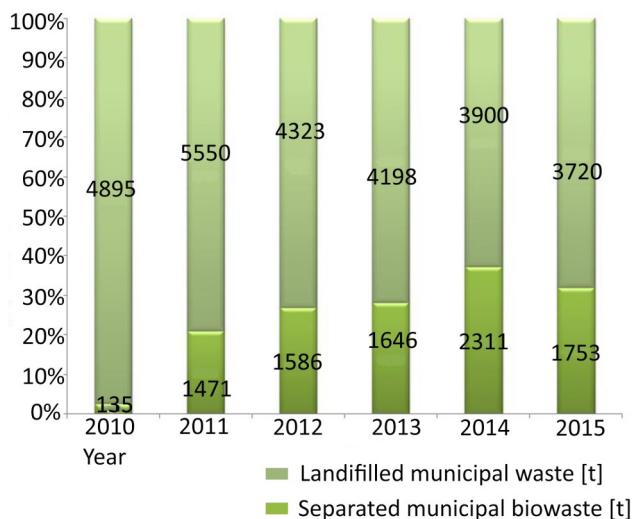
Biogas plant is very beneficial for the region bringing reduction of the organic waste being landfilled, electricity for a local industrial company as well as heat for the municipality. Nutrients are also recycled as the digestate is being spread on the arable land.

Municipalities/Regions involved

Neither the municipality nor the region was involved in the project. However, the town is cooperating with the organisation of the biowaste separation. The town is also the heat consumer.



Development of separation of biowaste in municipality of Zdar nad Sazavou in time



Specialties

Biowaste utilising biogas plant based on dry fermentation

- Biogas transported by a pipeline to an industrial enterprise ZDAS (distant CHP unit)
- All the heat and electricity used at the place
- Very good co-operation of municipalities (production of biowaste/substrates), other producers of biowaste (industry, restaurants), operator (SME) and consumer (large industrial enterprise)
- Suitable not only for municipal waste systems

Financial background conditions

Total investment cost: 103 Mio CZK (3.8 Mio EUR)

Investors: Waste treatment company ODAS ODPADY, Ltd.

Investment support:

- 35.9 Mio CZK (ca. 1.33 Mio EUR) from European Structural and Investment Fund - Cohesion Fund (35%)
- 6.3 Mio CZK from the State Environmental Fund of the Czech Republic (6%)
- A loan for 30 Mio CZK (ca. 1.1 Mio EUR) from a bank

Operation support: The operational support in the form of Green bonus.

Obtained feed-in tariff: -

Incentives: -

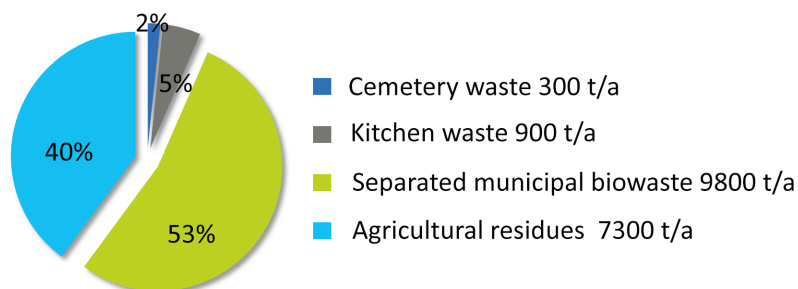
Tax Exemption: -

Which support was provided: see 'Investment support'

Subsidy: -

Feedstock/Substrates

The plant processes up to 18,300 tonnes of biowaste per year.



Use of products from biogas process

Use of biogas: Biogas is transported by a 1.5-km-long pipeline to an industrial enterprise ZDAS, a.s., where the CHP unit is located. All heat and electricity is used at the place which is a unique concept in Czech conditions.

CHP/electricity: Yes

Amount of generated electricity: 0.6 MW_{el}

Use of electricity: In an industrial company ZDAS, a.s.: (Manufacturing programme of the company ZDAS is focused on production of forming machines, forging presses, metal scrap processing equipment, rolled product processing equipment, castings, forgings, ingots and tooling, especially for the automotive industry).

Biomethane generation/injection: No

Amount of injected biomethane: Not applicable

Use of biomethane: Not applicable

Heat use: Central heating system of the municipality of Zdar nad Sazavou

Amount of heat produced: 0.6 MW_{th}

Use of digestate: Yes

Way of digestate use: The digestate is being regularly analysed and spread on the arable land.



Zealand, Denmark
Contact

Mikkel Busck, mbu@solrod.dk

Technical data	
Year of construction	2015
Plant size	5.4 Mio Nm^3 biogas per year 200,000 tonnes biomass per year
Digester volume	2 x 8,000 m^3 primary 2 x 1,500 m^3 secondary
Gas Storage	2,000 m^3
Hydraulic retention time (HRT)	37 days
Process temperature	Thermophilic at 52 °C
Digestion technology	CSTR , two-stage digestion, only first stage is heated

Municipalities/Regions involved

Municipality of Solrød was involved in the project. The municipality wished to take action regarding the climate challenge and wanted to reduce the CO₂ emissions from the municipality. They saw a great potential in building a biogas plant that could both solve the climate issue and the seaweed problem at the beach.

Background story

Large parts of the beach area at Bay of Køge used to be covered by fouling seaweed and the odour was a great nuisance to visitors and residents.

This was the reason why the Municipality of Solrød and the homeowner associations along the beach decided to establish a beach cleaning association to solve this challenge.

Hence, the idea was born to establish a biogas plant using collected seaweed, organic residues, and livestock manure for the generation of energy.

Main interest in the project

The idea to build a biogas plant in Solrød emerged from the need to find a sustainable solution to the community's odour problem, caused by seaweed fouling at the beach. Simultaneously, the Solrød Municipality also wished to fight against climate change by generating green energy.

This project shows how a municipality can contribute to sustainable energy production with a growing focus on sustainability and environmental issues and how a cooperation between different partners can lead to new solutions. The different partners, both private and public partners, gained from the collaboration of one project.





Specialties

Solrød BiogaS is one of the only public based plants in Denmark. It was built in 2014 and 2015 as a result of the growing focus on sustainable energy in the municipality and is owned by the municipality of Solrød. It was developed in close connection with private companies in the municipality who had unused bio resources. The biogas plant helps both the private companies and the municipality to address different challenges and solve problems.

Financial background conditions

Total investment costs: 11.5 Mio EUR

(DKK 85 Mio (ex. CHP unit))

Investors: The plant was established and is operated by Solrød Biogas A/S, founded May 28, 2014.

Investment support:

- Investment, 11.5 Mio EUR (ex. CHP unit)
- EU grant 0.5 Mio EUR; annual revenues 30 Mio DKK
- 480,000 EUR/4% (only in the design phase)

Operation support: The plant was built by Bigadan www.bigadan.com

Obtained feed-in tariff:

- A price of 79 DKK (10.5 EUR) per GJ (2012 prices). Regulated per price index.
- A price supplement of 26 DKK (3.5 EUR) per GJ (2012 prices). Regulated per natural gas prices.
- A price supplement of 10 DKK (1.35 EUR) per GJ (2012 prices). Reduced by 2 DKK each year from 2016
- 480,000 EUR / 4% (only in the design phase)

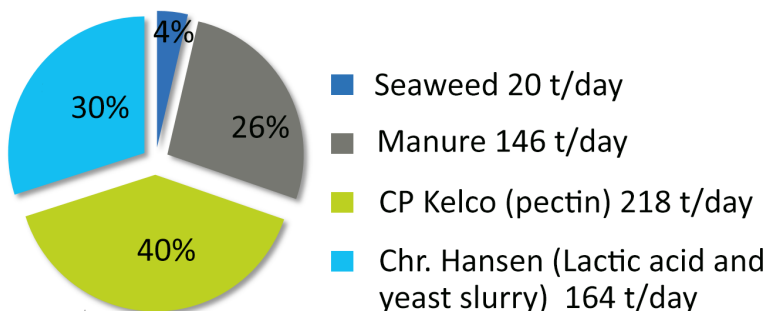
Incentives: The incentives with the price supplements was to boost the biogas production from 2012 to 2019

Tax Exemption: -

Which support was provided: The plant received financial support from the EU programme 'Mobilizing Local Energy Investments' in the design phase (project development phase)

Feedstock/Substrates

The biogas plant has a treatment capacity of 200,000 tonnes feedstock per year.



Use of products from biogas process

Use of biogas: There is a biogas production of 6 Mio m³ per year which results in supply of 60,000 MWh per year renewable energy, comprising 23,000 MWh per year of electricity and 28,000 MWh per year of heat production (District Heating).

CHP/electricity: Gas engine, the power is sold to the grid

Amount of generated electricity: 23,000 MW_{el}

Use of electricity: Electricity is sold to the grid

Biomethane generation/injection: No

Amount of injected biomethane: Not applicable

Use of biomethane: Not applicable

Heat use: The heat is supplied to the local district heating system which is operated by Vestegnens Kraftvarmeselskab I/S and owned by 12 municipalities as stakeholders.

Amount of heat produced: 28,000 MW_{th}

Use of digestate: Yes

Way of digestate use: The produced digestate is used as biofertiliser for farmers.



Agribiomethane



'Valorisons nos lisier en Gaz Vert'
Use our slurry in Green Gas



Cholet, France
Contact

AILE France

agribiomethane@orange.fr

Technical data

Year of construction	2013
Plant size	<ul style="list-style-type: none"> • In 2014 and 201,560 Nm^3 biogas per hour • Since January 2016, 80 Nm^3 biogas per hour • 447,209 during Nm^3 the first year of functioning (7/2014-6/2015)
Digester volume	Net volume: <ul style="list-style-type: none"> • Main digester: 1,665 m^3 • Post digester: 1,066 m^3
Gas Storage	1100 m^3
Hydraulic retention time (HRT)	45 days
Process temperature	Mesophilic at 37 °C
Digestion technology	Wet-fermentation, digestion, preliminary tank for manure and two preliminary tanks for fats which is heatable

Municipalities/Regions involved

The plant is close to a district border and so the district council supported the project by public subsidies under the condition of building the plant in their district.

Background story

The driver of the project was a joint effort by the farmers, to improve the nutrient management in the region. As the investment for a common slurry treatment is the same as for one farm investors decided to find a shared solution. Another driver was the fact that farmers must line up to the creation of storage capacities.

Main interest in the project

This biogas project can be a model for other regions because it is a shared investment. For farms, it is a diversification of production, it is a new source of income and helps to keep up livestock breeding in the area. For the farmers, a new personal endeavour on behalf of a new industry to discover and to exchanges with people they did not know before. For the cooperative structure, it is a local treatment solution for organic waste (and avoiding much transport).





Specialties

AgriBioMethane has been working for 3 years and was the first in the region producing biomethane and injecting this biomethane into the grid. It is important that the farmers keep the organisational and financial majority of the project. The first three years have proven that a collective farmers project can be successful when the preliminary preparation is good. The biomethane project results from that work and so 10 farmers from four different agricultural structures invested in a biogas plant. The additional substrate is delivered from slaughterhouses that are owned by agricultural cooperatives already working with these farmers.

Financial background conditions

Total investment costs: 3.4 Mio EUR

Investors: The investors are 10 farmers on four farms, Terrena and Lyonnaise des eaux. The French investment fund for green energy is part of the consortium

Investment support

- National Waste and Energy Agency (ADEME) 760,000 EUR
- 60,000 EUR from the district council
- 195,000 EUR FEDER attributed by the district council
- 70,000 EUR subsidies by water supply agency Loire Bretagne

Operation support: Investors had support from consultants for technical and social/economic planning. They also had support on how to ask for public financing.

Obtained feed-in tariff: Without the price for the certificate of origin in the beginning of the project in 2014 the production volume was 65 Nm^3 per hour for 0.126 EUR per kWh HHV (higher heating value). This price is related to the production volume and with the recent rise of production volume to 80 Nm^3 per hour price sinks to 0.12343 EUR per kWh HHV (higher heating value).

Incentives: -

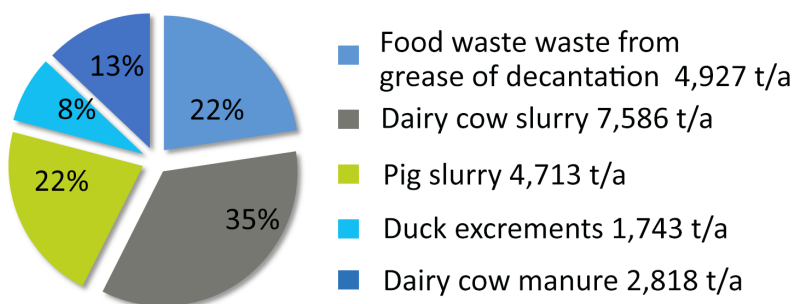
Tax Exemption: Yes, plants with more than 50% of capital investors with agricultural activity and 50% of substrate with agricultural origin are exempt of local taxes

Which support was provided: Organisational support, information supply and coherence studies

Feedstock/Substrates

Feedstock amount 59 tonnes per day

Dairy cow and pig slurry, dairy cow manure, waste from grease of decantation (slaughterhouse, precooked meals, pork butchery or the grease and oil from restaurants). Manure and slurry is delivered by the investors. The overall treatment charge is 34,000 EUR per year for the benefit of the biogas plant and 25,000 EUR per year to buy substrates from waste producers.



Use of products from biogas process

Use of biogas: Grid injection

CHP/electricity: No

Amount of generated electricity: Not applicable

Use of electricity: The energy is sold by the mean of biomethane to ENGIE (ex GDF). Another increase in the production volume is decided by the plant investors to 85 Nm^3 per hour.

Biomethane generation/injection: Yes

Amount of injected biomethane: 65 Nm^3 /hour

Use of biomethane: The biomethane is consumed locally by a big bakery but the certificates of origin are sold to local authorities. Additionally, the foreseen of the project is a filling station for gas vehicles (busses and lorries) using compressed biomethane.

Heat use : No

Amount of heat produced: Not applicable

Use of digestate: Yes

Way of digestate use: The digestate was originally separated by a screw press and is now separated by a newly installed centrifuge. The liquid phase is spread by an external company and the solid phase is composted by FertiEveil (cost 10 EUR per tonne solid phase for the transport).





Féternes, France

Contact

Eric VAN TROYS , eric.vantroys@serfim-recyclage.fr
2, chemin du Génie – CS 60222 – 69633 Vénissieux
Cedex

Technical data

Year of construction	Beginning of the operation in September 2016. First injection at the beginning of January 2017
Plant size	111 Nm^3 biomethane per hour
Digester volume	2 X 3,617 m^3
Gas Storage	6,750 m^3
Hydraulic retention time (HRT)	65 days
Process temperature	Mesophilic at 38 °C
Digestion technology	Infinity mixed wet fermentation, two-stage digestion

Municipalities/Regions involved

Subsidies from EU, Régional council, Département, ADEME, Communauté de Communes des Pays d'Evian = 8.0 Mio Euro

Background story

EVIAN, as a provider of mineral natural water has high requirements: absence of chemical and bacteriological contaminants, stability of the mineral composition, maintaining a very low nitrate content. Compliance with regulatory requirements is essential to the sustainability of the activity and related jobs. Preserving the quality of the mineral water is intrinsically linked to the protection of the supply or the catchment area evian deposit, located on the territory of the Community of Communes Pays d'Evian (CCPE).

However, the water source is in an area where spreading of manure represents risks for water quality because of nitrates pollution. Thus, almost 50% of the impluvium are grasslands. The local authority of Evian and Danone made a commitment to protect the territory.

Main interest in the project

TERRAGR'EAU is an example of territorial integration of biogas plant involving farmers, local companies and the local community. The origin of the project is to collect all organic matters (especially manure) to protect the evian waters impluvium and secure the quality of Evian water sells by Danone. The local authority is the project owner and also initiated the project. TERRAGR'EAU provides biomethane for gas grid injection and has a territorial approach. All involved farmers supply manure and use the digestate later. This is not a renewable energy project but a project to protect water of an impluvium. This approach is interesting to all regions with water sources.





Specialties

Terragr'Eau project is in line with local (departmental) and national policies. Particularly the programme thousand biogas plants promoting nitrates control through the management and spreading conditions of digestate is of importance.

One of the key element of the project is the establishment of a farmer cooperation dedicated to the management of the digestate and its spreading conditions, in order to protect the quality of water. This cooperation was recognised in February 2015 as one of the first Economic and Environmental Interest Groups (EEIG) by the Minister of Agriculture. Holders of the project are convinced that Terragr'Eau has all the qualities to be a role model for other regions.

Financial background conditions

Total investment costs: 9.3 Mio EUR

Investors: In Evian, the local authority opened a call to privately structure, to finance, build and operate the plant as a public service delegation: SAS TERRAGR'EAU has been created by a private company that oversees building and operating the plant. The second partner is DANONE.

Investment support:

- The local authority Communauté de Communes du pays d'Evian 20%
- Danone 40%
- SAS Terragr'eau 14%
- Subsidies from EU, Regional council, Department, ADEME 26%

Operation support: The project is a gas grid injection plant under construction. A feasibility study was performed in 2006, the plant will be in operation in 2017.

Obtained feed-in tariff: 117.6 EUR/MWh

Incentives: Feed in tariff

Tax Exemption: For local taxes paid by the local authority

Feedstock/Substrates

40,600 tonnes of substrate

- Solid and liquid manure from 42 farmers, 92% of substrates
- Green waste 6%
- Local Agrofood industries 2%



Use of products from biogas process

Use of biogas: Biogas upgrading to biomethane

CHP/electricity: No

Amount of generated electricity: Not applicable

Use of electricity: Not applicable

Biomethane generation/injection: Yes

Amount of injected biomethane: 111 Nm^3 per hour

Use of biomethane: The gas will be injected into the grid and sold to an energy supplier, the price will depend on size and percentage of manure, around 117.6 EUR/MWh injected, 111 Nm^3 per hour.

Heat use: No

Amount of heat produced: Not applicable

Use of digestate: Yes

Way of digestate use: The liquid digestate will return to the field and the dry digestate will be composted and will return to the field of the farmers who provided substrates.

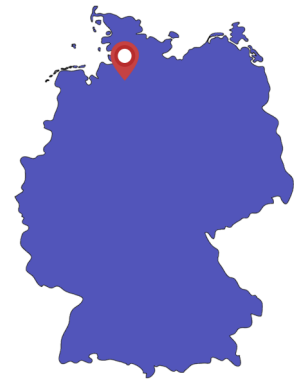


Agrogas & Wärme GmbH & Co KG

Agricultural waste to electricity, heat and biomethane: added value to the region



Source: Doris Winkelmann (Malstedt)



Malstedt (Lower Saxony)

Contact

Agrogas & Wärme GmbH Co. KG
agrogas@gmx.de
www.malstedt.de/bioenergiedorf

Technical data

Year of construction	December 2010
Plant size	<ul style="list-style-type: none">• installed electrical capacity of 1,250 kW_{el}• annual electricity production of 10,950,000 kWh_{el}• annual produced amount of biomethane of 3,066,000 N m³• five CHP units installed
Digester volume	Two digesters - 4,247 m ³ One post digester - 3,619 m ³ Three digestate - 5,655 m ³
Gas Storage	10,279 m ³ sufficient for a storage period of about 13 hours
Hydraulic retention time (HRT)	151 days
Process temperature	Mesophilic at 40 °C
Digestion technology	CSTR, two-stage digestion

Municipalities/Regions involved

The former mayor of the town is also shareholder of the project. His proactive work increased the acceptance in the rural district Rotenburg (Wümme) and the municipality Malstedt, the location of the biogas plant and the satellite-CHP units. He was also mainly responsible for the side project "Wärmenetz" to construct a district heating system in the area.

Background story

All stakeholders of this project were in dialogue which led to a rise in team spirit within the municipality. The former mayor of the municipality was a great supporter who brought the idea of the project to life.

The idea of building a biogas plant in combination with a heating grid was a joint decision of residents, local farmers, representatives of the municipalities and authorities. Many heating systems of households in the municipality were out of date and consequently the idea of realising a heating grid was positively anticipated from the beginning.

Main interest in the project

The biogas plant "Agro Gas & Heat" is very well integrated into the regional agricultural structure. Agricultural enterprises which do not have sufficient resources to build their own biogas plants benefit from the project. The biogas project has become an important economic pillar in the region and brought added value to it. 72% of the total investment (7 Mio EUR from 9 Mio Euro) went into local economy. The operation and maintenance of the biogas plant provide 4.5 new and eco-friendly jobs in the municipality.

The project was awarded with the Plakette in 2012 "Seminal Biogas Plant" by a brains trust at the National Competition Biogas of the German Ministry of Agriculture (organised by KTBL) as best practice exemplary and sustainable biogas plant.

National Award 'role model solutions for future
-oriented biogas plants' 2012 - BGA Malstedt
(Agrogas & Wärme GmbH Co. KG)





Source: Mark Paterson (KTBL)

Specialties

The biogas plant Agrogas & Wärme GmbH Co. KG was designed to maximise the overall efficiency of produced biogas and use it in three different pathways: providing electricity, heat and biomethane. Two CHP units are located on-site but three CHP units are so-called satellite- or remote-CHP units located a few kilometres away from the biogas plant. They are located strategically where the heat demand is above average. The waste heat is transported from the three satellite-CHP supplies via two heating grids to a farm and 91% of the local households. During summer the produced waste heat of the CHP is sufficient to provide the full heat demand.

Financial background conditions

Total investment costs: 9.7 Mio EUR (plus the own financial contributions of 1 Mio EUR)

Investors: This is a joint biogas plant project with 17 farmers involved. This cooperation carries the total investment and is the only owner of the whole biogas plant and the two heating grids.

Investment support: No investment support

Operation support: The electricity provided by this plant is injected into the electric supply network and is remunerated per Renewable Energy Source Act (German EEG, version 2009).

Obtained feed-in tariff: The actual biogas plant and the three satellite-CHP receive four different feed-in-tariffs for the energy produced and injected into the electric supply network. The average value is about 0.22 EUR per kWh_{el}.

Incentives: The incentives with the price supplements was to boost the biogas production from 2012 to 2019.

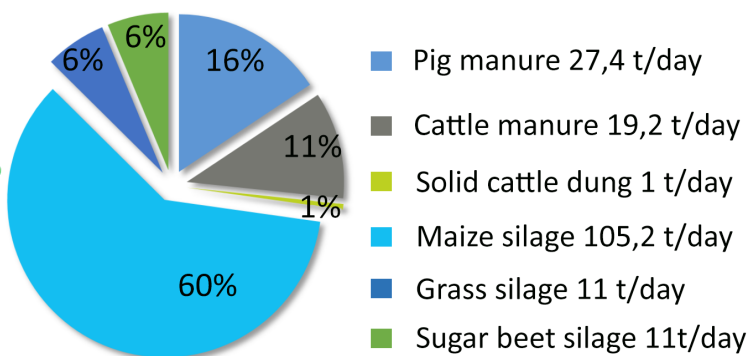
Tax Exemption: No tax exemption

Sources:

- Paterson, M., KTBL, private communication, 2016.
- Agrogas & Wärme GmbH & Co KG, 2016.
- Döhler, H., Döhler, S., Hartmann, S., Hauptmann, A., Paterson, M., Stadelmann, M.: Clevere Landwirte geben Gas - Musterlösungen zukunftsfähiger Biogasanlagen.
- KTBL-Heft 97, ISBN 978-3-941583-69-6 ed. s.l.: KTBL.

Feedstock/Substrates

The whole feedstock comes from agriculture:



Use of products from biogas process

Use of biogas: 1/3 is used in five CHP units (two CHPs on-site and three remote CHP units); 2/3 is sold to a biomethane upgrading system which runs in cooperation with Agrogas & Wärme GmbH & Co KG.

CHP/electricity : Yes, in combination with an upgrading system

Amount of generated electricity: 10,600 MWh_{el} per year

Use of electricity: 89% is fed into the electric supply network. 11% is used for operating the biogas plant and the on-site upgrading system.

Biomethane generation/injection: Operated by a pool of a few different public services

Amount of injected biomethane: 3 Mio_Nm³ per year; The natural gas grid limits the max injection volume of the produced biomethane to 350 m³ per hour. The upgrading system is designed for a max raw gas quantity of 900 m³ per hour.

Use of biomethane: The biomethane is sold by the operator and owner of the upgrading system to different public services

Heat use: The two local heating grids provide a total of 69 customers. The heat supply is ensured with a peak load boiler for supporting in the winter months. The price for the sold heat is linked to the price of heating oil and ranges from 0.04 to 0.06 EUR per kWh_{th}.

Amount of heat produced: 11,280 MW_{th} per year.

2,500 MW_{th} per year are sold via two heating grids. Part of it is being used for drying wood

3,350 MW_{th} per year are necessary for the upgrading system

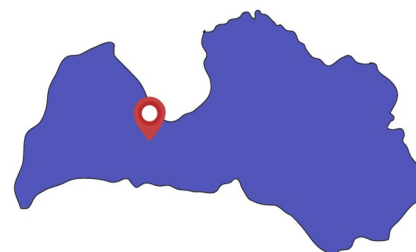
The operation of the biogas plant itself needs about 3,170 MW_{th} per year

The heat utilisation rate of the whole project is about 80%.

Use of digestate: Yes

Way of digestate use: 50,000 tonnes per year used as a fertiliser by participating farmers





Dobeles region, Latvia

Contact

Uldis Pilveris

e-mail: upilveris@gmail.com

Technical data

Year of construction	April 2011
Plant size	Installed electrical power: 1,998 kW _{el} 850 Nm ³ per hour of gas 7,446,000 Nm ³ per year of gas 90000 tonnes per year of digestate
Digester volume	4 digesters - 2078 m ³ 1 st post-digestion tank - 2078 m ³ 2 nd post-digestion tank - 3400 m ³
Gas Storage	10,000 m ³
Hydraulic retention time (HRT)	65 days
Process temperature	Mesophilic, 34 – 40 °C
Digestion technology	Three-stage digestion

Municipalities/Regions involved

The municipality or region was not involved in the development of the biogas plant (no specific support for the construction of biogas plant), but importantly, there weren't any considerable barriers.

Background story

When biogas plant construction was started, there was an agricultural crisis in Latvia and it was very problematic to raise financing for the plant construction. Banks in Latvia did not know about the biogas CHP plants, so this is one of the reasons why the beginning of the biogas plant project implementation was so difficult and uncertain. It was an important problem that responsible institutions did not know how to administer and manage such projects.

Main interest in the project

The main plus of this project is the ability to work with any agricultural organic products, i.e. no specific requirements for high-quality raw materials. Plant Bio Ziedi Ltd. has a very wide operating range, for instance temperature range could be 30-55 °C; dry mass content from 5%-13%; methane content 35-70%. Such a biogas station model can be adapted for almost any operating conditions and materials.





Specialties

The Plant Bio Ziedi Ltd. is one of the largest biogas plants in the Baltic States with the electricity generation capacity of 2 MW and heat production capacity of up to 4 MW. BIO ZIEDI Ltd. was one of the first projects built in Latvia, so they have gone through different challenges, providing assistance to other biogas plants in technical matters. This biogas plant has gained one of the best and the most stable indicators in biogas production, where not only electricity is used efficiently, but also the heat energy.

Financial background conditions

Total investment costs: 6 Mio EUR

Investors: Existing dairy farm owners invested their own funds and received a loan from a bank.

Investment support: Rural Support Service provided 40% of the total eligible costs for the establishment of biogas plant.

Operation support: Mandatory purchase of electricity generated from renewable energy sources (feed-in tariff), according to Cabinet Regulation No. 262: Regulations Regarding the Production of Electricity using Renewable Energy Sources and the Procedures for the Determination of the Price. Since 2014, incomes from the sold electricity are liable to 5%.

Obtained feed-in tariff: 19 Eurocent per kWh + VAT before subsidised electricity tax

15,984 kWh per year

Incentives: -

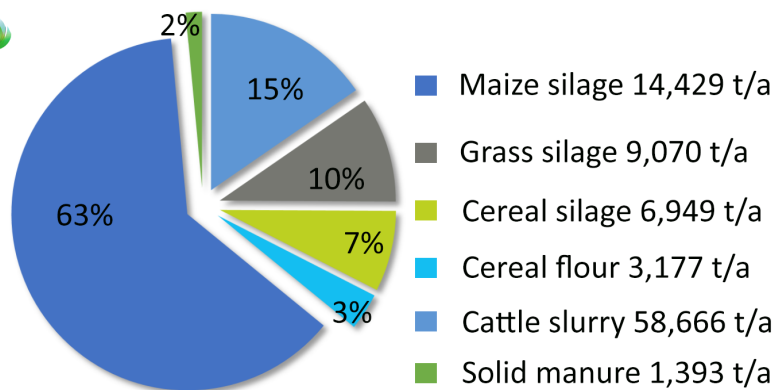
Tax Exemption: -

Which support was provided: EU structural funds

Feedstock/Substrates

Total of 240 tonnes per day

The price depends on actual cost of raw material. Grain flour is purchased through procurement. In year 2015, total cost for raw materials were 1,7 Mio EUR.



Use of products from biogas process

Use of biogas: CHP to provide energy and heat

CHP/electricity: Yes

Amount of generated electricity: 15,821 MWh_{el} (in 2015)

Use of electricity: Bio Ziedi Ltd. sells electricity to JSC 'Latvenergo', which is the main energy service provider in Latvia.

Biomethane generation/injection: No

Amount of injected biomethane: Not applicable

Use of biomethane: Not applicable

Heat use: Heat energy is transferred to the parent company without cost. The parent company uses the heat energy to heat a dairy farm and a recently started fish (sturgeon) and shrimp production.

Heat balance:

- 30% for fermentation tanks
- 45% for cow farm complex
- 25% for fish and shrimp production and processing plant

In 2015, heat energy of 4,786 MWh_{th} was transferred. Transferred heat energy is accounted in Bio Ziedi Ltd.

Amount of heat produced: 4,786 MWh_{th} in year 2015

Use of digestate: Yes

Way of digestate use: All digestate is dispersed on agricultural land of Bio Ziedi Ltd. The cost of digestate utilisation for biogas plant is between 3 – 6 EUR per tonne.



Greendal vergisting

Greendal Digestion a new way of digesting up to 70% chicken litter in a CSTR



Dalfsen, the Netherlands

Contact
info@cocos.nl

Technical data

Year of construction	2015
Plant size	1.54 MW _{el}
Digester volume	3 x 4,000 m ³
Gas Storage	Unknown
Hydraulic retention time (HRT)	80 days
Process temperature	Mesophilic at 38 °C
Digestion technology	CSTR, two-stage digestion

Municipalities/Regions involved

No municipalities were involved.

Background story

The main driver for implementing the biogas plant Greendal vergisting was the need for manure processing at acceptable costs and an additional source of income for the farmer.

The construction of the plant took several years; the general acceptance was relatively good. The need for manure treatment was more and more recognised. Subsidies for innovation were available which made this project feasible.

Main interest in the project

The use of a high share of chicken litter makes this project very interesting. Chicken litter has a high biogas potential, comparable with maize silage. Furthermore, the ammonia stripping results in a Nitrogen fertiliser that can be sold as artificial fertiliser.

In many countries chicken manure is not used for biogas production on large scale. With this set-up, the potential of chicken manure can be exploited and replaces the use of maize in this concept, making it more sustainable. Therefore, we call it digestion 2.0, referring to a second generation of biofuels.

The capacity is about 50,000 tonnes input per year. The size is manageable for a farmer and makes the Greendal vergisting biogas plant a good example for other farmers throughout the EU.





Specialties

Greendal vergisting biogas plant is based on a chicken farm, with the idea to use a high share of chicken litter as substrate (> 50%). Due to the high nitrogen loading such a high percentage of chicken litter in the substrate has not been used in any plant before.

One of the innovations this project offers is a nitrogen stripper that works in parallel operation on the main digester. This way, the ammonia level can be controlled.

Furthermore, the digestate is separated into a thick and a thin fraction. The thick fraction is being pasteurised and exported to garden centres and abroad.

The thin fraction is used in ponds to grow algae which will be fed to chicken. This represents an innovative nutrient and protein cycle on the farm.

Financial background conditions

Total investment costs: 10 – 15 Mio EUR

Investors: The farmer, regional investment fund for renewable energy, banks

Investment support: An innovation subsidy for innovative, nitrogen rich, fermentation

A provincial subsidy for renewable energy production capacity

Operation support: SDE+ subsidy, a compensation for the difference between cost price and market price per MWh_{el} produced

Obtained feed-in tariff: -

Incentives: -

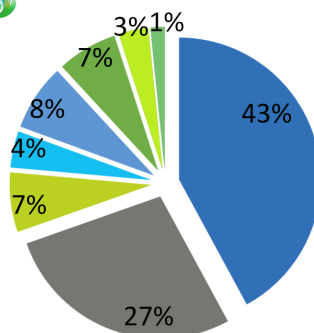
Tax Exemption: Tax reduction because of the implementation of the algae pond

Which support was provided: -

Feedstock/Substrates

Total feedstock:

- preliminary amount 52,000 tonnes per year
- share of chicken manure will gradually increase to 70%



- Liquid and dry pig manure 22,300 t/a
- Liquid and dry dairy manure 14,600 t/a
- Chicken manure 3,600 t/a
- Grain residues 2,200 t/a
- Maize silage 4,000 t/a
- Corn silage 3,650 t/a
- Glycerine 1,800 t/a
- Other manure 850 t/a

Use of products from biogas process

Use of biogas: Electricity and heat

CHP/electricity: CHP

Amount of generated electricity: 11,500 MWh

Use of electricity: Electricity is sold to the grid, for market prices

Biomethane generation/injection: No

Amount of injected biomethane: Not applicable

Use of biomethane: Not applicable

Heat use: The heat is used for ammonia scrubbing, digestate pasteurisation and for growing algae

Amount of heat produced: 13,000 MW_{th}

Use of digestate: Yes

Way of digestate use: Digestate is either spread over the fields (cost) or pasteurised and exported, which accounts for manure treatment under the Nitrogen Directive. Pasteurisation leads to costs, but the certificates for the exported phosphate can be sold, so there is a net income. A minor part of the digestate is used to grow algae.



More Biogas Småland AB

Biowaste to biomethane for use
in vehicles



Läckeby Kalmar , Sweden

Contact

Gunnar Bergström,
gunnar.bergstrom@mbdrift.se

Technical data

Year of construction	2014
Plant size	<ul style="list-style-type: none">• 80,000 tonnes of substrate per year• 500 Nm^3 biogas per hour• 2 Mio Nm^3 biomethane per year
Digester volume	6000 m^3
Gas Storage	No
Hydraulic retention time (HRT)	~ 30 days
Process temperature	Thermophilic at 54 °C
Digestion technology	CSTR, one-stage digestion

Municipalities/Regions involved

The municipal energy company is one of the co-owners.

Background story

The initiative to start the production of biomethane was taken by the farmers. By using manure as a feedstock, they can industrially process the digestate making it economically possible to spread it to a bigger area and to buy more livestock not needing to buy more farmland. The over-fertilisation of the Baltic Sea was recognised by the county government and is one important reason for the decision to use biogas for public transportation. The producers can capture the methane gas reducing thus the greenhouse gas emissions. Also, the investment will contribute to the targets of no net emissions of CO_2 by 2030 in Kalmar County.

Main interest in the project

The use of waste to produce vehicle fuel leads to a double reduction of greenhouse gas emissions: first when the manure is taken from the stock and is used as feedstock in biomethane production and second when it is used as biomethane in our vehicles. It is a local produced vehicle fuel that reduces the emissions by more than 70%. It can be mixed with natural gas for a more secure supply and used in heavy vehicles. The concept of More Biogas in Småland AB can be applied to all municipalities in every country because they have waste i.e. substrate that can be used for biogas and biomethane production.





Specialties

This plant uses mainly manure as feedstock. It is the most used substrate in Sweden with many environmental benefits. Even though the plant represents a replicable good example of private investments in biomethane, there are still very few plants of this kind. In this, as in other similar cases, the investments are made by farmers and other private investors. The farmers can separate phosphorus and nitrogen and spread them where they are needed and finally they get a fertiliser that is better than the manure that they deliver to the plant.

Financial background conditions

Total investment costs: 75 MSEK (7.66 Mio EUR)

Investors: The company has 29 owners/investors of which 18 are local farmers. The other owners are: an engineering industry (Famax AB), ALMI Invest AB (an investment company), a globally operating supplier of turnkey plants for bio-methane (Purac), CA Fastigheter (a real estate company), Hund Holding and the municipal company Kalmar Energy. The share of the farmers is approx. 35%. The company was established in 2011 and the production of biomethane for the use as vehicle fuel started in 2014.

Investment support: 10.5 Mio SEK. (1.07 Mio EUR)

Operation support: The company receives operational support i.e. support for the production of biomethane from manure.

Obtained feed-in tariff: No grid: no feed-in tariff

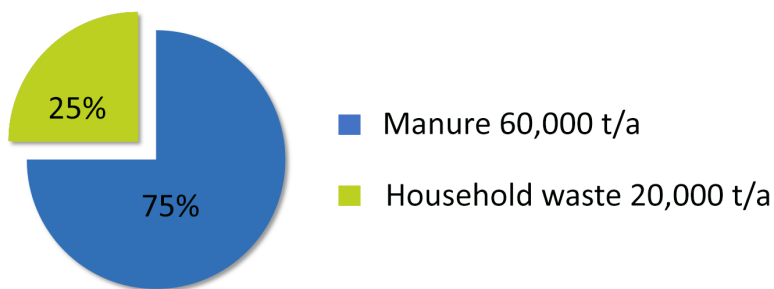
Incentives: -

Tax Exemption: Biomethane is exempted from energy tax and CO₂ tax until the end of 2020

Which support was provided: See 'Operation Support'

Feedstock/Substrates

The substrates used consists of manure (approx. 60,000 tonnes) from the farms that are co-owners of the plant and of household waste (approx. 20,000 tonnes) from five neighbouring municipalities. The price for the substrate depends on gas potential, nutrient content other potential uses and market potential. Occasionally, material from local food processing industry is digested.



Use of products from biogas process

Use of biogas: The production is approx. 20 GWh per year

CHP/electricity: No

Amount of generated electricity: None

Use of electricity: None

Biomethane generation/injection: No injection, only distribution as vehicle fuel

Amount of injected biomethane: None

Use of biomethane: Vehicle fuel

Heat use: Produced heat is by a wood chip heated furnace to produce heat for pasteurisation of substrate and for process heat for the upgrading unit.

Amount of heat produced: -

Use of digestate: Yes

Way of digestate use: The digestate is returned to neighbouring farms and used as bio-fertiliser.



Lodge Farm, Holt, Wrexham

Small, on-farm, biogas plant with
varying feedstocks



Holt, Wrexham, Wales, UK

Contact

Fre-energy Ltd, Lodge Farm, Commonwood
Holt, WREXHAM, LL13 9TE; info@fre-energy.co.uk

Technical data

Year of construction	2010
Plant size	0.16 MW _{el} and 0.155 MW _{th}
Digester volume	1000 m ³
Gas Storage	250 m ³
Hydraulic retention time (HRT)	Currently 90 days (Historically pre food waste 34 days)
Process temperature	Thermophilic at 52 °C
Digestion technology	Modified CSTR – some gas agitation of digestate but also deliberate acceptance of stratification within digester, one-stage digestion

Municipalities/Regions involved

The local authority was not involved (other than as land-use planning authority) but the Welsh Government provided a grant.

Background story

The proposal came from an organic dairy farmer who could see the advantages of anaerobic digestion for his farm, as well as a business opportunity for the generation of renewable energy. The original plan was to import residues from the nearby major food production industries – providing a waste management service as well as energy generation, but the local planning authority refused to allow the importation of such material to the site. The scheme (reluctantly) proceeded utilising agricultural wastes only. The plant was designed by a long-experienced AD practitioner and became the proto-type for a business installing similar plant elsewhere.

Main interest in the project

The most interesting aspects of this project are the de-gritting capacity, the higher capacity for digesting chicken litter and the deliberate stratification to allow fully digested material to be removed from the tank. It has proved to be an excellent digester and farm for research purposes. Good evidence to support AD as an agronomically beneficial process has been derived from this site. A new project that is raising finance via crowd funding will provide further interest. This project has raised the funds locally to build an on-farm digester with many local investors using crowd funding the individual investors have shares in a cooperative which is purchasing the plant.





Specialties

The plant is relatively small and has been operating consistently and successfully for years now. The primary feedstocks were animal manures – including an unusually high proportion of chicken litter. The digester contents are deliberately allowed to stratify and the digestate extracted from a zone where only fully digested material congregates. The technology used is interesting because it incorporates de-gritting that does not involve emptying the digester. There has been interesting academic research at this site that points strongly towards the agronomic advantages of utilising digested slurries instead of the raw material.

Financial background conditions

Total investment costs: -

Investors: The business was set up by the three directors: Chris Morris who had the time and experience to deal with the business set-up process; Jonathon Tomlinson who had the engineering capability to build a digester; Richard Tomlinson who has had a dairy herd and land to feed the digester and utilise the by-product (digestate)

Investment support: The project was directly funded by the three Directors plus a £45,000 (52,784 EUR) innovation grant from the Welsh Government. The grant did not directly support the construction of the plant and, thus, did not impact upon the ability to claim FiT.

Operation support: All the electricity production (including the sacrificial load on the plant) is subject to FiT payments

Obtained feed-in tariff: The FiT payments would be likely to have started at 12.7 p (17.9 EURcent) per kWh. This payment is index-linked and for a period of 20 years. The electricity used on-site displaces imported power and thus valued mostly at a business tariff. That which is exported to the grid is subject to around 4.5 p (5.28 eurocent) per kWh (also index-linked).

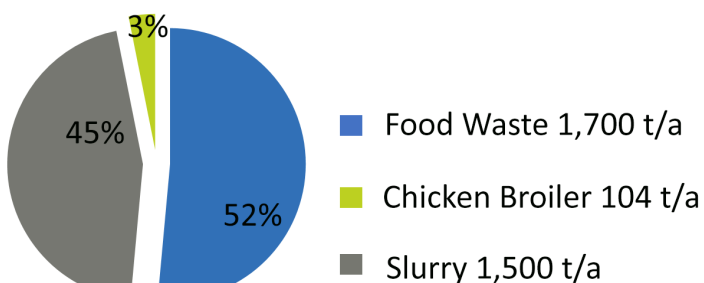
Incentives: -

Tax Exemption: -

Which support was provided: -

Feedstock/Substrates

Historically the digester was fed with cattle slurry and chicken litter. Over recent years the plant has been modified and authorised to take in food waste and this now contributes significantly to the feedstock supply. The plant still utilises some cattle slurry and a much reduced quantity of chicken litter. 30 tonnes per day of feedstock were used. With the food waste this has reduced to 5 to 15 tonnes per day, dependent on the energy potential of the food waste.



Use of products from biogas process

Use of biogas: The outputs are 0.16 MW of electricity and 0.2 MW heat.

CHP/electricity: Yes

Amount of generated electricity: 1,103 MWh (over the last 12 months)

Use of electricity: Approximately 0.3 MW electricity is used on site to power the engineering business, the Fre-energy office, and a large 7-bedroom-farmhouse. The remainder of the electricity is exported to the national grid

Biomethane generation/injection: No

Amount of injected biomethane: Not applicable

Use of biomethane: Not applicable

Heat use: A district heating system was constructed to make use of the available heat at the house, office, shop, drying room, food waste pasteuriser and engineering business. The heat has to be metered and only the productively utilised receives heat RHI subsidy. The payments were negotiated with the government regulator (OFGEM).

Amount of heat produced: Generation and utilisation over the last 12 months:

- Heat generated 1,100 MWh
- Heat used 'productively' 957 MWh
- Heat lost or rejected by the radiators: 145 MWh

Use of digestate: Digestate used on the farm

Way of digestate use: The digestate was originally run through a separator. The liquid was spread onto the grassland using a spike aerator and low level trailing shoe. The solid digestate was used for growing winter crops. The new operating regime extracts the solid portion of the digested material via the patented de-gritting process.



EC Network

EC Network

ECNet | Denmark



AILE
Local Energy Agency of
Western France



Ekodoma
Latvia



Czech Biogas Association
Czech Republic



**Energy Agency for
Southeast Sweden**
ESS | Sweden



Cornelissen Consulting Services
CCS Energy advice | Netherlands



Fedarene
Belgium



**Danish Technology Centre
for Biogas**
DFFB | Denmark



**The International Biogas and
Bioenergy Centre of Competence**
IBBK | Germany



European Biogas Association
EBA | Belgium



Rhône-Alp Énergie-Environnement
RAEE | France



**Energy Institute Hrvoje
Požar**
EIHP | Croatia



**Severn Wye Energy
Agency**
SWEA | United Kingdom



Contact for more details: ECNetwork | nda@ecnetwork.dk

Esromgade 15 | DK - 2200 Copenhagen | +45 3250 8800

www.biogasaction.eu

This project has received funding from
the European Union's Horizon 2020 research
and innovation programme under
grant agreement No 691755



The content of this publication is only the author's
view and the Innovation and Networks Executive
Agency is not responsible for any use that may be
made of the information it contains.